

Moving column BFM 580 CNC x 2500/3000/4500/6500

Order no. with SIEMENS control 828 D control: 620082/620095/620084/620086 order no. with Fanuc control: 620083/620092/620085/620080



Technical specifications:


Clamping surface	2500/3000/4500/6500 x 650 mm	Max. Tool diameter	75/ 150 mm
T-slots	6 x 18 x 100 mm	Max. Tool weight	8 kg
Table load max.	2000/4000/5000/5000 kg	Tool change time	7 sec
Longt. movement, X-axis	2500/3000/4500/6500 mm	Lubrication system	Automatisch
Lateral movement, Y-axis	580 mm	Feed range X-, Y- and Z-axis	1-15000 mm / min
Vertical movement, Z-axis	450 mm	Rapid traverse X, Y, Z axes	60.000 / 28.000 mm/min
Distance between spindle and work table	130 - 580 mm	Repeatability	0,05 mm
Spindle taper	SK 40 (BT 40 / HSK 63 A on request)	Positionsgenauigkeit X	+/- 0,01 / 500 mm
Speed range	10.000 U/min.	Position accuracy Y / Z	+/- 0,01 / 300 mm
Spindle motor Siemens S6 60%	18 KW	Chip conveyor	Scharnierförderer
S1 100%	9 KW	dimension	
Total connected load	35 KVA	(Parking space)	5600/6900/7600/9600x3000x3300 mm
Number of magazine locations	24	weight	12.000/ 13.500/16.000/19.000 kg
Tool holder	SK 40		
Max. Tool length	350 mm		

Moving column 580 CNC x 2500/3000/4500/6500


- Compact design
- Cast construction
- Traveling column machine
- Pendulum machining
- Moving tool changer
- Optimal accessibility
- Chip conveyor
- Integrated pneumatic connections for clamping devices




Movable control panel



Long bed fixed table



Tool changer partition



switch cabinet

Standard equipment:

- Spindle SK 40, 10,000 rpm
- Double arm tool changer 24 positions
- Full enclosure open at the top for crane loading
- 6x energy supply for pneumatic clamping device
- Metal cover for the guides in the work area
- Thread cutting without compensating chuck
- Indicator light and automatic shutdown
- Machine light
- Complete coolant system
- Front hinge chip conveyor with trolley
- Operating tool
- Documentation
- CE standard